

INFINI-TEE PHOTO GUIDELINES

Thank you for your interest in purchasing an Infini-Tee. The art work for each Infini-Tee is custom made for the individual wearer. To do this, I need to work from a photograph of the person who will be wearing the finished shirt. Here are some guidelines for that photo, meant to optimize the chances of having a finished Infini-Tee we will both be proud of.

The photo must be at least 1000 pixels across. This is to give me the level of detail I need to create a good likeness. Please make the photo as sharply focused as possible. I recognize not every photo is crystal clear (I myself have problems taking a clear photo without a tripod). Just please realize that the blurrier your photo is, the more loose the likeness is likely to be.

Please make the subject of the photo take up as much of the frame as possible. Having a 1000 pixel wide image is of little use if the subject is only 100 pixels wide in the image.

The best results will come from a photo where the pose and clothing match those intended in the shirt. Please have the subject wear a short sleeved T-shirt and stand as they wish too in the final artwork. They don't have to have their hands at their sides, but we do need their hands to be in the frame.

For want of a better term, "wacky" poses are fine. Just please make sure both hands are in the image, and the front of the T-shirt is not obscured. It is very difficult to place the Infini-Tee image in an area that is covered by an arm.

Two more things that may seem odd, but have come up more than once. Please make your subject stand out from the background as well as possible. This makes it easier to draw the hair. Also, if the subject is a man who has not shaved in a while, please tell me if their beard or moustache is deliberate, or if they will be shaving before they put on the shirt. Stubble is difficult to render in the style of these shirts, so men often look like they are either clean-shaven, or have a full beard.

NOTE: If you are buying this shirt as a surprise, I *can* work from a high quality head and shoulders photograph. I would simply put their head on a stock, gender-appropriate body. I will try to match their physical build as best I can, but I make no guarantees about the results.


When you have a photo you are happy with, please e-mail it to scott@basicinstructions.net. Thanks again for your interest in the Infini-Tee. I look forward to working on your shirt.



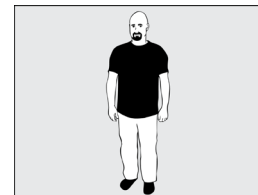
Too Low Rez




Too Blurry




Great



Unusable




Good



Unusable



Usable



Unusable



Usable



Unusable